

WHAT TO DO IN AN OVERDOSE:

- 1 Check for responsiveness.**
Look for signs of overdose:
 - No response if you shake them or call their name
 - Breathing will be slow or stopped
 - Snoring or gurgling sounds present
 - Blue or grey lips and fingernails
 - Pupils are pinned (small)
 - Pale face, skin feels cold and clammy

- 2 Call 911 if no response**

- 3 Give Naloxone**
if no response in 3 minutes
give second Naloxone dose

- 4 Give Rescue Breathing/**

Place
Person in
Recovery
Position



Follow 911 dispatcher instructions

A GUIDE FOR PATIENTS AND CAREGIVERS

For patient education and additional materials, please visit:

[Choose Change CA](http://ChooseChangeCA.choosechange.org)
choosechange.org

ruhealth.org/public-health/riverside-overdose-data-action

OR call the Riverside CARES Line
(800) 499-3008

Common Opioids Include:

Generic	Brand Name
Hydrocodone	Vicodin, Lorcet, Lortab, Norco, Zohydro
Oxycodone	Percocet, Oxycotin, Roxicodone, Percodan
Morphine	MSContin, Kadian, Avinza, Embeda
Codeine	Tylenol with Codeine, TyCo, Tylenol #3
Fentanyl	Duragesic, Actiq
Hydromorphone	Dilaudid
Oxymorphone	Opana
Meperidine	Dolophine, Methadose
Buprenorphine	Suboxone, Subutex, Zubsolv, Bunavail, Butrans

*Heroin is also an opioid

WHAT IS NALOXONE?



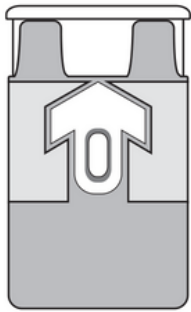
Naloxone is a medication acting as an antidote for opioid overdose. Naloxone reverses the overdose effects caused by opioids. The most common type of naloxone is a nasal spray called Narcan.

TO AVOID AN ACCIDENTAL OPIOID OVERDOSE:

Do not mix your opioids with alcohol, benzodiazepines (Xanax, Ativan, Klonopin, Valium), or medicines that make you sleepy.

NALOXONE AUTOINJECTOR: FOR ADULTS AND CHILDREN 12 YEARS AND OLDER

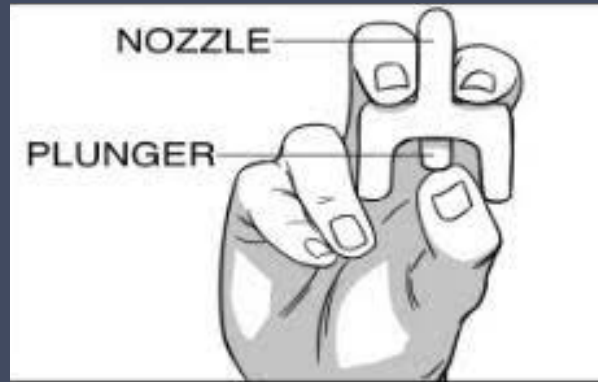
The naloxone auto-injector needs no assembly and can be injected into the outer thigh, even through clothing. It contains a speaker that provides step-by-step instructions.



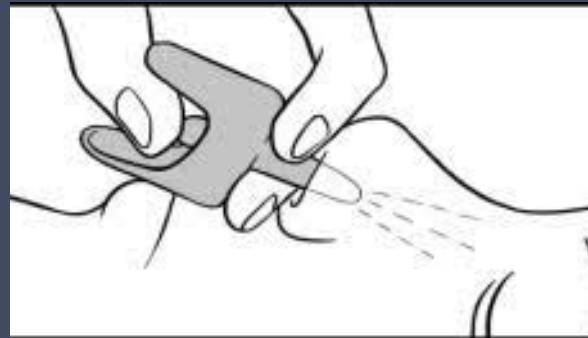
Press firmly on thigh until you hear a click and hold in place for 5 seconds



NALOXONE NASAL SPRAY



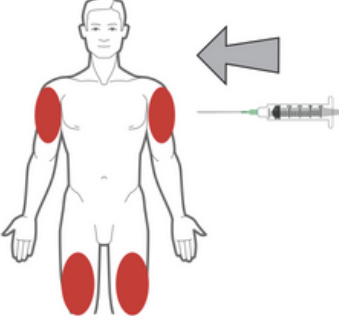


Dosing instructions:
Administer 1 spray into one nostril. If there is no response, in 2 to 3 minutes, you can give a second dose of Naloxone (1 spray).



Naloxone Nasal Spray may be administered to people of all ages!

NALOXONE INJECTION: FOR ADULTS AND CHILDREN 12 YEARS AND OLDER

- 1 Remove cap from naloxone vial and uncover the needle. 
- 2 Insert needle through rubber plug with vial upside down. Pull back on plunger and take up 1 ml. 
- 3 Inject 1 ml of naloxone into an upper arm or thigh muscle. 
- 4 If no reaction in 3 minutes, give second dose.



WITH ANY OF THESE METHODS, MONITOR THE PERSON UNTIL HELP ARRIVES