



VIOLENCE PREVENTION

Community Survey Results

6,200 Riverside County residents were randomly selected to complete a **survey on community safety**. The survey asked questions about perceived safety, issues of concern, and experiences with violence.

Violence topics include: assault, burglary, child safety, gun violence, hate crime, online abuse/harassment, online scam/fraud, road rage/speeding, robbery, sexual assault/rape, suicidal thoughts/attempt, violence inside the home, violence between romantic partners.

SURVEY DEMOGRAPHICS

90%

completed the survey in English, 10% in Spanish.

50%

Hispanic/Latino, and 32% White, non-Hispanic

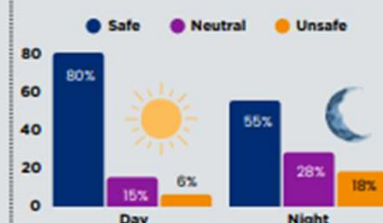
53%

participants were female, and 47% were male

PERCEIVED SAFETY

during the day and night

- 80% of residents feel safe during the day.
- 55% of residents feel safe at night.

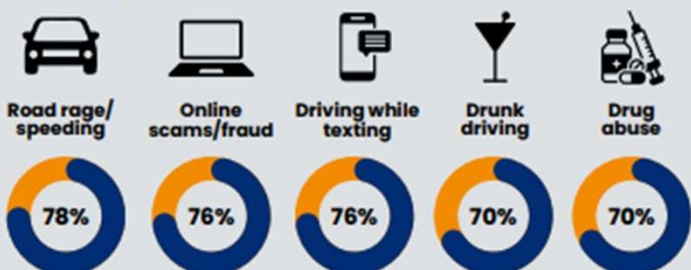


Reasons for Feeling Unsafe at Night

The presence of persons experiencing homelessness & drugs/people using drugs.

PERCEIVED PROBLEMS IN THE COMMUNITY

The top five issues that residents perceive as a problem (either big, medium, or small) include:



PERSONAL EXPERIENCES WITH VIOLENCE

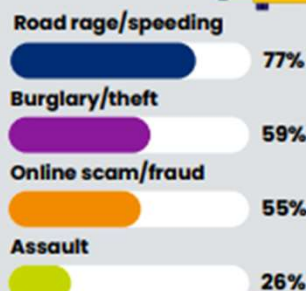
1 out of 4

residents have either been a **victim of violence**, or know someone personally who has been a victim of violence.



Types of Violence Experienced

Violence experienced most often by residents, or someone they know includes:



IMPACT ON QUALITY OF LIFE

Experiencing violence often had a **significant impact** on the victim's quality of life:



45%

Sexual assault or rape victims were affected a lot



45%

Violence in the home victims were affected a lot



40%

Suicidal thoughts or attempt victims were affected a lot

REASONS FOR NOT SEEKING HELP

Victims who didn't seek help were asked why:

Victims of assault, burglary, gun violence, hate crime, online abuse/harassment, online scam/fraud, road rage/speeding, and robbery

Didn't feel help was needed

Victims of sexual assault/rape or violence inside the home

Felt shame or embarrassment



WITNESSING VIOLENCE

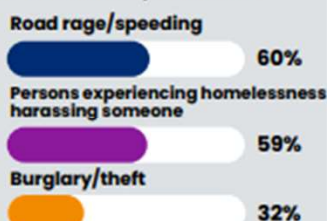
1 out of 5

residents have witnessed violence in the past year.



TYPES OF VIOLENCE WITNESSED

Violence witnessed most often by residents:



SPOTLIGHT: CHILD SAFETY

35%

of survey participants are parents, and were asked a series of questions about child safety.

Perceived Problems for Children

The top three issues that parents perceive as problems (either big, medium, or small) include:



SOLUTIONS TO VIOLENCE



Residents described available sources of healing and ideas for improving community safety:

Sources of Support/Healing

- Religion, prayer, God
- Friends, family, community
- Mental health support

How to Improve Safety

- Increase peace officer presence
- Resources for those experiencing homelessness
- Improved schools/education support

The infographic and the corresponding report were prepared by:

HARC

760.404.1945
www.HARCdata.org