





Campus & Parking Map





-  Staff Parking Lot



 EV Charging

 Emergency
 -  Staff Carpool Only

 Handicap Parking

 Hospital Entrance
 -  Patient/Visitor Parking lot

 Panera Bread

 Clinic/Outpatient Entrance
-  Ambulance Path