

HEALTH MATTERS

Riverside University Health System — Public Health
Epidemiology & Program Evaluation



March 2026

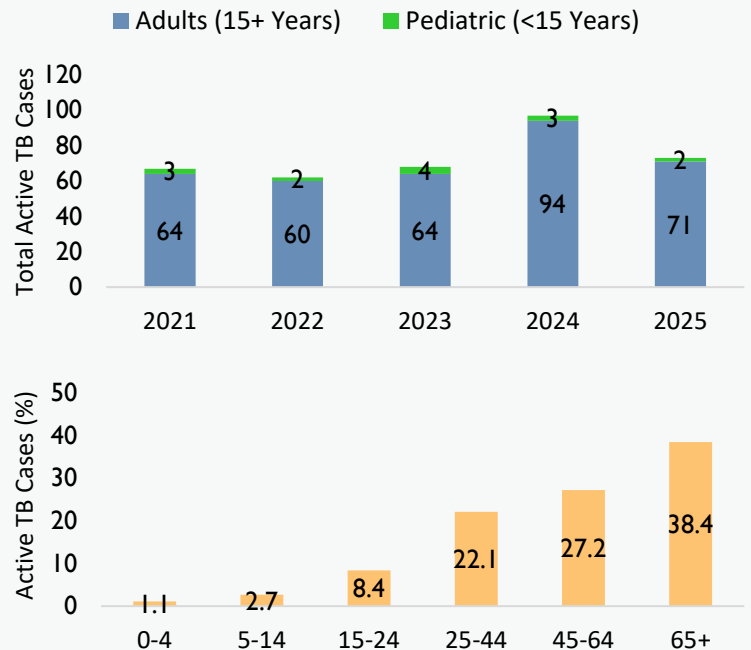
Tuberculosis in Riverside County (2021-2025)

**All data represents years 2021-2025 unless indicated.*

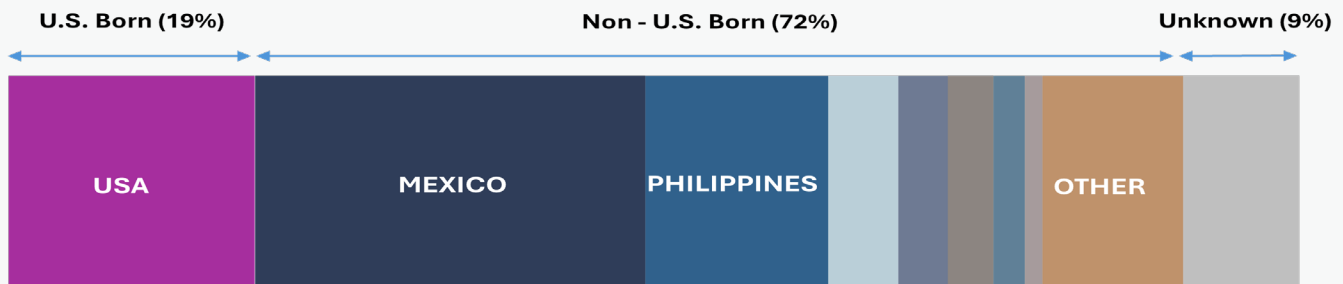
Tuberculosis (TB) is an infectious disease caused by the bacterium *Mycobacterium tuberculosis*. Transmission occurs through airborne droplets, typically when a person with active disease in their upper or lower respiratory system coughs. It is important to distinguish between latent TB infection (LTBI) and active TB disease. Individuals with LTBI are infected with the bacteria but do not exhibit symptoms and are not contagious. However, without appropriate treatment, LTBI can progress to active TB disease, at which point the individual can become infectious depending on the site of infection. Treatment for LTBI is recommended for high-risk populations to mitigate the risk of developing active TB disease.

Active TB cases highest among 65+ years age group

- Tuberculosis cases decreased 25% from 2024 to 2025.
- The highest number of TB cases (97) was seen in 2024, while 2022 had the lowest number of cases (62).
- TB incidence rate was 2.9 cases per 100,000 in 2025 which is lower than the State (5.4 cases per 100,000).
- Males made up 62% of all active TB cases.
- Highest percentage of active TB cases were among 65+ years (38%); pediatric cases (<15 years) were less than 4% (14) of all cases.
- 9% (34) of all TB cases died and of those who died, 29% (10/34) died before receiving TB treatment. 88% of all TB deaths were among cases 40 years and older.
- Not all deaths are related to TB disease or TB treatment. In 2025, there were 5 reported TB deaths and all five were not related to TB disease.
- From 2021-2025, 5 (1.4%) cases of multidrug-resistant TB (resistant to first line treatment) were reported.

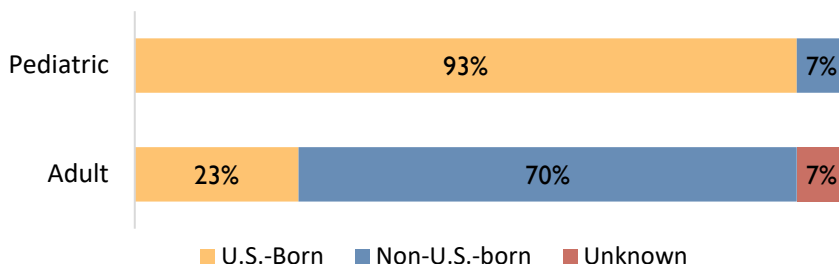


72% of active TB cases were born outside of the United States

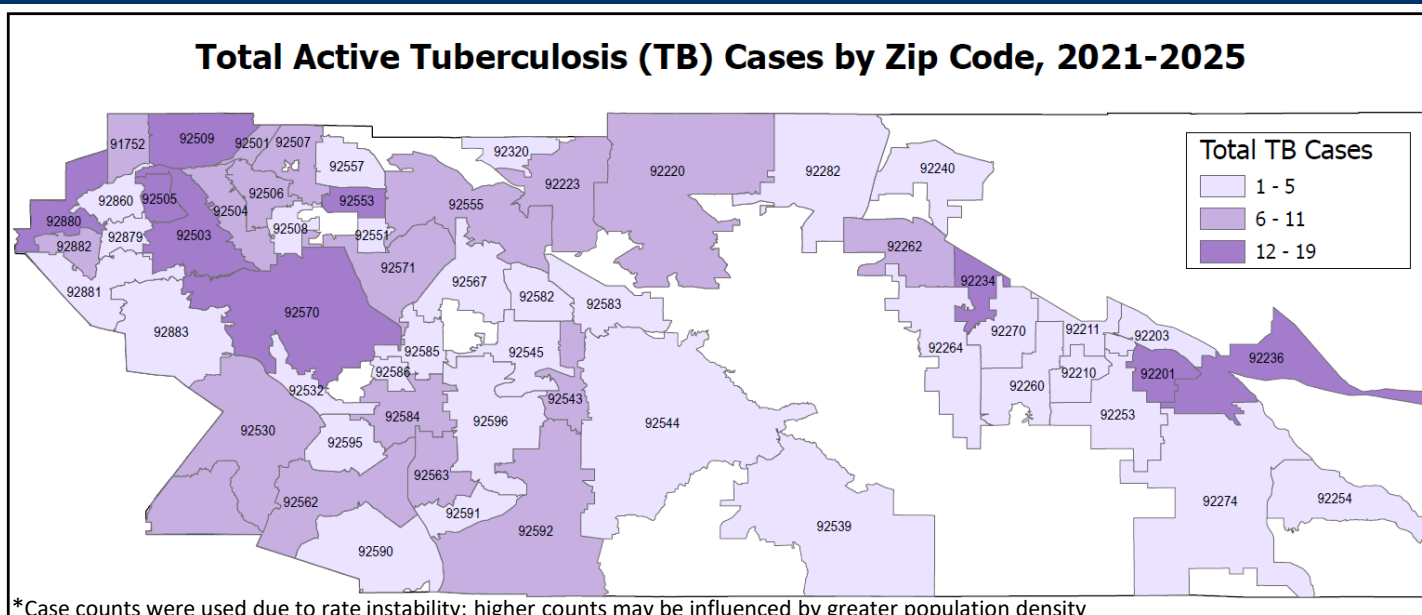


- TB incidence rate among non-U.S.-born (9.3 per 100,000) was 13 times higher than the rate among U.S.-born (0.7 per 100,000).
- Countries with the highest number of non-U.S.-born TB cases, rates were the highest among people born in Philippines (27.8 per 100,000), Guatemala (25.0 per 100,000), India (24.8 per 100,000), Vietnam (20.5 per 100,000), and Mexico (7.2 per 100,000).

- Among U.S.-born tuberculosis cases, 62% were Hispanic (1.2 cases per 100,000 population), 19% were White (0.5 cases per 100,000 population), 9% were Asian (2.0 cases per 100,000 population), and 4% were Black/African-American (0.6 cases per 100,000 population).
- 93%(13) of the 14 pediatric TB cases (<15 years) were U.S.-born while 23% (82) of the 353 adult TB cases were born in the United States.
- Of the cases with known U.S. arrival dates, 56% were diagnosed with active TB twenty years or more after U.S. arrival and 25% diagnosed with TB five or less years after arrival.



Highest number of active TB cases in the Western and Coachella Valley region zip codes.



- Numbers of active TB cases were most prominent in the Western and Coachella Valley region of Riverside County, with the highest number of cases in Riverside, Moreno Valley, Indio and Cathedral City zip codes.
- Areas with more TB cases could be considered for additional outreach regarding targeted testing and treatment to prevent activation of TB and reduce risk of spread to others.

Certain comorbidities and conditions increase risk of TB

- 47% of cases had one or more comorbidities/conditions that can increase risk of progression from LTBI to TB disease (e.g., diabetes, immune conditions, HIV/AIDS, Hepatitis B, Hepatitis C).
- Among all active TB cases, 37% had diabetes at diagnostic evaluation; 14% were current or former smokers; 4% were people living with HIV/AIDS; 4% were among people experiencing homelessness.
- 26% of cases lived outside of the United States for more than 2 months.

References

- Centers for Disease Control and Prevention. Tuberculosis. 2024. <https://www.cdc.gov/tb/index.html>. Accessed August 2024.
- California Department of Public Health TB Control Branch. TB in California: 2025 Snapshot; 2026.
- California Reportable Disease Information Exchange (CaREDIE), Report of Verified Case of Tuberculosis (RVCT); 2021-2025.
- United States Census Bureau, American Community Survey (ACS); 2020-2024.

Riverside County Public Health has established a Latent Tuberculosis Infection (LTBI) initiative with the goal of expanding the number of health care providers involved in identifying patients who are at risk for TB, providing testing and treatment of individuals with latent TB infection when appropriate. Increased participation and intervention will prevent progression of individuals with LTBI to active TB, thus reducing morbidity and mortality from this preventable disease.

Acknowledgements: Riverside County Disease Control team for their key role in interviewing all TB cases to provide data used in this brief.

Tuberculosis Resources: <https://www.ruhealth.org/public-health/disease-control/tuberculosis-control>

Suggested Citation: Hyong, A., Jin, H., and Meconis, K. Tuberculosis in Riverside County, 2021-2025. Riverside University Health System -Public Health. Epidemiology and Program Evaluation.