

Riverside County Public Health COVID-19 Needs Assessment 2021

Introduction

This infographic summarizes a survey conducted on COVID-19 attitudes towards the virus and vaccination as well as the needs of Riverside County adults.

This project was funded by Epidemiology and Laboratory Capacity Enhancing Detection funds, which expands upon previous COVID-19 awards and is provided by the Centers for Disease Control and Prevention. The present report was developed by Health Assessment and Research for Communities (HARC, Inc.) on behalf of Riverside University Health System – Public Health (hereafter referred to as RUHS – Public Health).

Methods




HARC and RUHS – Public Health worked together to create the survey content. Paper surveys in English and Spanish were mailed out to 40,000 residential addresses across Riverside County with a \$2 pre-incentive, a pre-paid return envelope, and the promise of a \$25 Visa card upon completion and return of the survey. Initial invitations were sent out in September 2021, reminders were sent to non-responders in October. Data collection was closed in November.


The final sample size was 9,231 participants, or a response rate of more than 20%.


Demographics

The study demographics matched well to the overall demographics of Riverside County in the latest Census.

62% of participants were female 

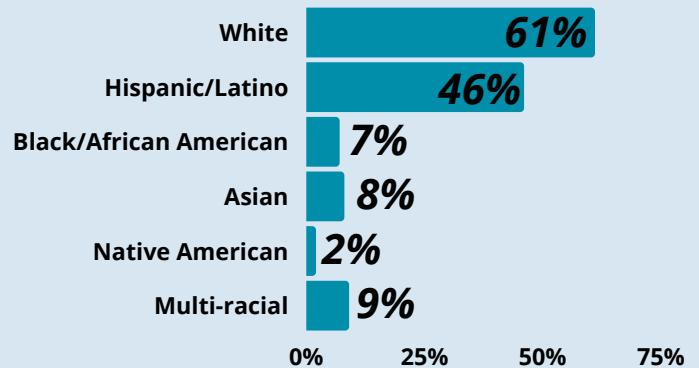
45 was the median age of participants


14% live below the poverty line 

35% identify as Democrat 

17% identify as Republican 

15% identify as Independent



 \$72,000 was the median household income

COVID-19 Attitudes and Behaviors

Participants were asked to describe their fears related to COVID-19 and the impact that COVID-19 had on their lives.

Biggest Fear About COVID-19

Most common themes were:



dying



loved one getting sick



getting sick



hospitalization

Impact on Life

43% were impacted "to a great extent" on **work/school participation**

40% were impacted "to a great extent" on **social life relationships**

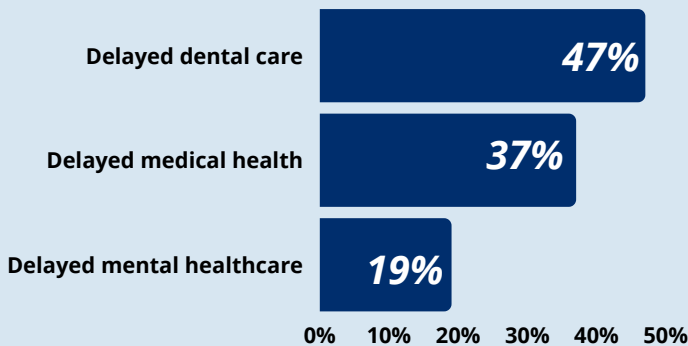
24% were impacted "to a great extent" on **economic situation**

23% were impacted "to a great extent" on **mental health**

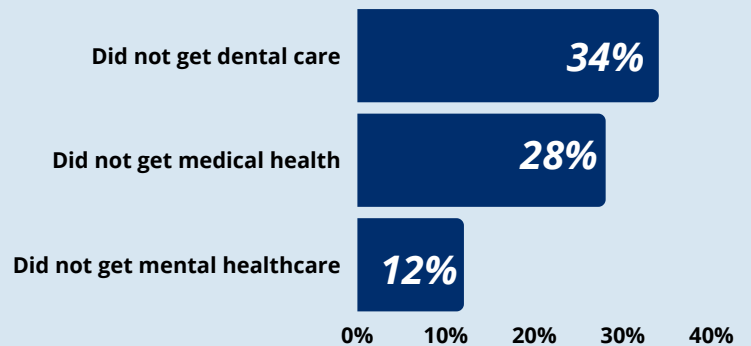


Participants were also asked if their need for healthcare was delayed or not obtained in the past year due to the pandemic. Results show that many delayed or completely did not get care because of the pandemic.

Delay in Healthcare



Absence of Healthcare

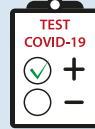


COVID-19 Diagnosis and Treatment

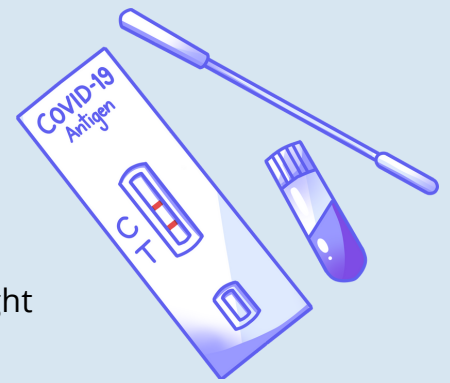
Participants were asked if they ever tested positive for COVID-19.



22% of participants tested positive



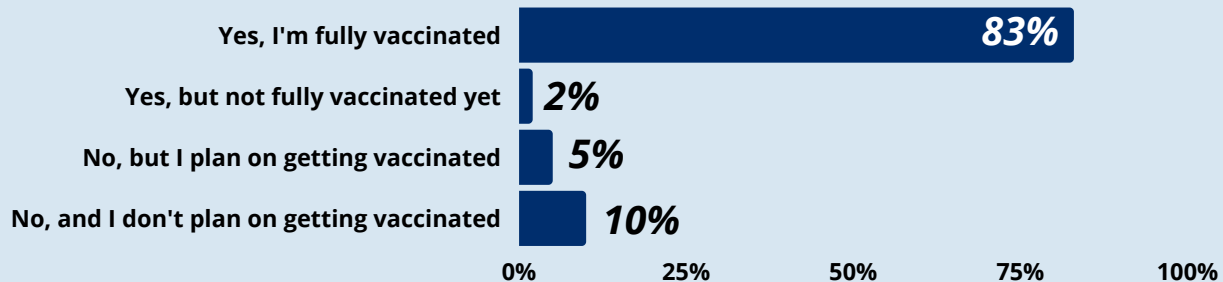
6% of those who tested positive had to spend a night in the hospital due to COVID-19



60% of those who tested positive took about 1 to 4 weeks to recover

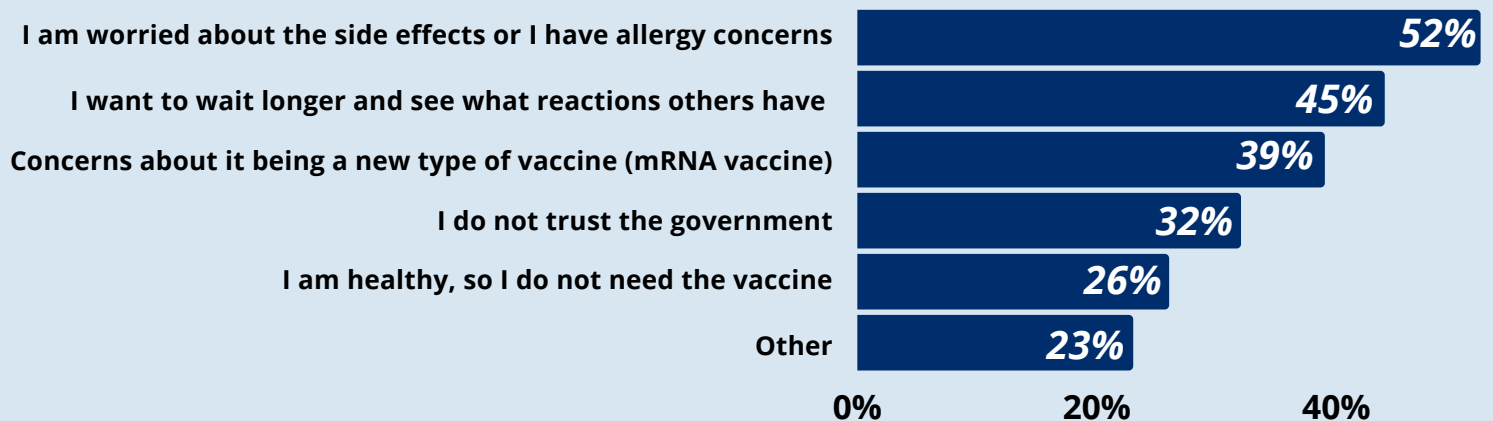
COVID-19 Vaccine

At the time of the data collection (September to November 2021), the general adult population was eligible for the COVID-19 vaccine and had been for several months. Residents were asked if they have received the vaccine.



Reasons Why People Are Unvaccinated

Participants who have not been vaccinated were asked, "What is/are the main reason(s) you have not taken the vaccine?" The following are the top six reasons why people are unvaccinated.



Those who said, "other reason" were asked to specify the reason. The most common themes are:

"I have natural immunity"

"the vaccine is unsafe"

"the vaccine is ineffective"

Unequal Impact of COVID-19 on Communities of Color

To understand perceptions of health inequities among communities of color, residents asked to rate the following statements: "People of color (e.g., African Americans, Latinos) are facing more of the health impact of coronavirus (COVID-19) than Whites" and "People of color (e.g., African Americans, Latinos) are facing more of the financial/economic impact of coronavirus (COVID-19) than Whites".

Health Impact

57%

strongly agree or somewhat agree that people of color face more of the health impact

Financial/Economic Impact


53%

strongly agree or somewhat agree that people of color face more of the financial/economic impact

COVID-19 Resources Accessed

Residents were asked what resources they accessed during the pandemic.

3 out of 4 (76%) of residents received a stimulus check



17%

had prescriptions delivered



17%

accessed unemployment insurance



COVID-19 Information Seeking

Participants were asked where do they seek information of COVID-19. Common themes to their response were:

News Networks



Internet

Television



the CDC

This infographic provides information to inform future efforts of RUHS – Public Health and others in the pandemic response.

To view the full report, please visit: <https://bit.ly/3NRNDmm>