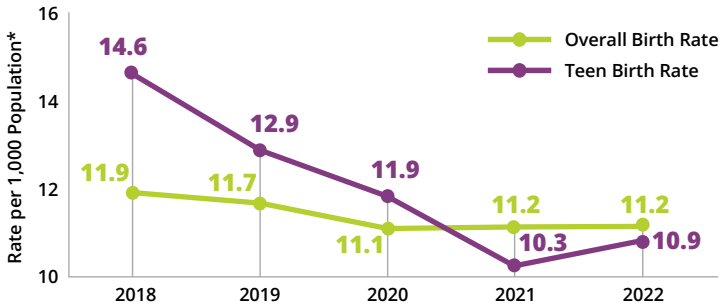


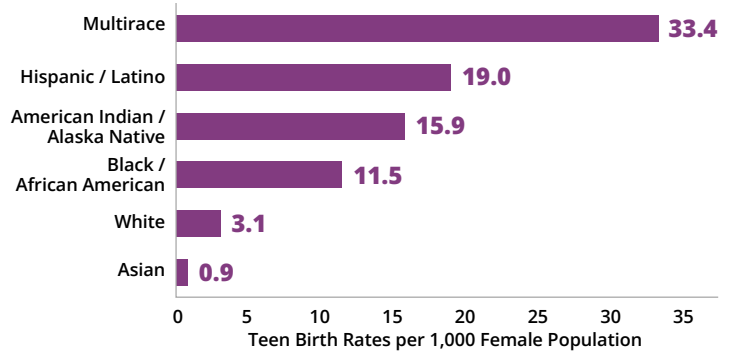
BIRTH RATE

The overall birth rate and teen birth rate decreased over the past five years, with a notable decrease in teen births between 2018-2021.



*Y-axis does not start at zero.

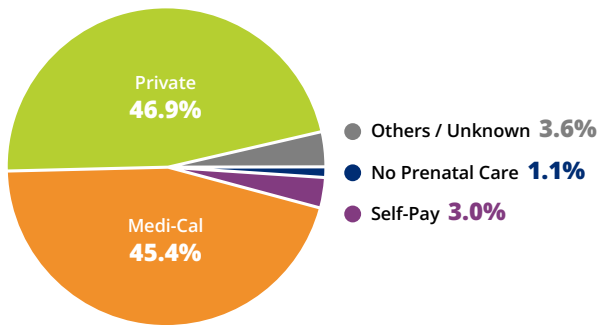
Multirace teens had the highest birth rates, followed by Hispanic / Latino teens between 2018-2022.*



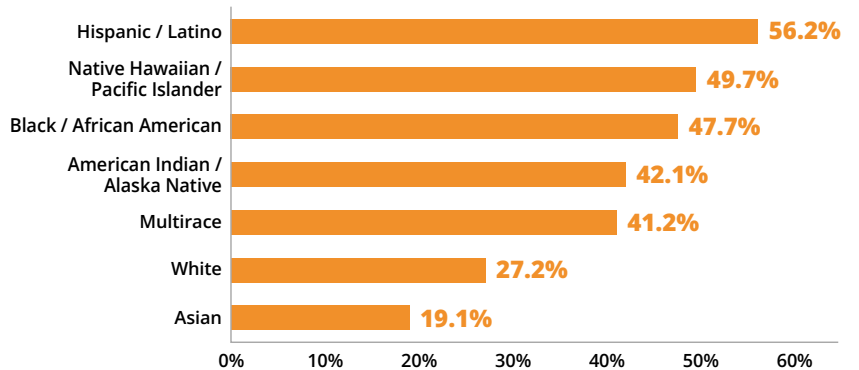
*Due to small numbers, data for Native Hawaiian / Pacific Islander population is not presented.

PRIMARY SOURCE OF PAYMENT

Medi-Cal was the primary payment source for nearly half of County births.

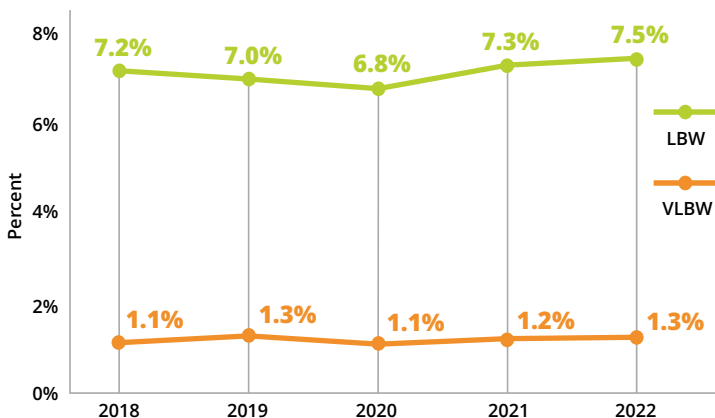


The utilization rate for Medi-Cal exceeds 40% in five out of the seven racial categories, with Hispanic / Latino over 50%.



LOW BIRTHWEIGHT

The percentage of newborns with a low birthweight (LBW, <2,500 grams) rose from 6.8% in 2020 to 7.5% in 2022, while the percentage of newborns with a very low birthweight (VLBW, <1,500 grams) remained relatively stable.



MATERNAL HEALTH

Between 2018-2022, 2% percent of parents giving birth had either pre-pregnancy diabetes or pre-pregnancy hypertension.



During this same time frame, 11% of parents giving birth developed gestational diabetes or hypertension.

Source: Epidemiology and Program Evaluation

More Data Reports and Statistics:

www.ruhealth.org/public-health/epidemiology-program-evaluation/data-report-statistics

